

Uniform Crime Reporting

2019 Report

Supplemental





The Department of Public Safety has collected crime data from Nevada's law enforcement agencies and provided the most comprehensive aggregated representation available. The Department of Public Safety does not guarantee this book to be complete or accurate in regards to the data being provided.

*** Please note that when comparing the percentage increases from 2017 to 2018, the increases does not represent a true increase in criminal acts from the previous year. The year to year percentage reflected in the report is inflated due to lack of agency reporting in 2017. ***



Table of Contents

Human Trafficking..... 4
Hate Crime..... 10



Human Trafficking Offenses



2019 Human Trafficking Statistics

One Human Trafficking Arrest Every 10 Days, 17 Hours, 38 Minutes, 49 Seconds

	Offenses	% of Index Crimes	% Change from 2018	Crime Rate / 1,000 Pop	Cleared	% Cleared
Human Trafficking	183	n/a	-13.68%	0.06	65	35.52%

Most Probable Gender and Age of Arrested Offender

	Number	% of Total
Male, 18- 24 years of age	7	20.59%
Male, 40+ years of age	7	20.59%
Total Arrests Reported	34	

** The total arrests cleared may not match the arrested data by gender, race, and ethnicity due to limitations in the way the data are collected and reported.*

Most Probable Time of Year for Human Trafficking

	Number	% of Total
Quarter 2, April 1 - June 30	48	26.23%
Quarter 3, July 1 - September 30	48	26.23%
Total Human Trafficking Offenses Reported	183	





About Human Trafficking

Human trafficking offenses are separated by the FBI Uniform Crime Reporting program into two subcategories, Commercial Sex Acts and Involuntary Servitude. They are defined below. Human trafficking is a relatively new data collection category implemented by the FBI; therefore, year-over-year data comparisons are not available.

Commercial Sex Acts: Inducing a person by force, fraud, or coercion to participate in commercial sex acts, or in which the person induced to perform such act(s) has not yet attained 18 years of age. For a crime to be considered Human Trafficking a third party must benefit in some way from the forced commercial sex acts, such as a pimp, or the person performing the commercial sex act must be a minor.

Involuntary Servitude: The obtaining of a person(s) through recruitment, harboring, transportation, or provision, and subjecting such persons by force, fraud, or coercion into involuntary servitude, peonage, debt bondage, or slavery (not to include commercial sex acts).



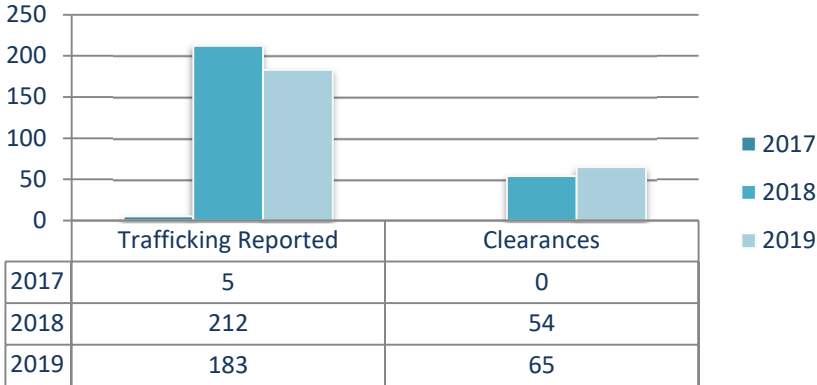
Human Trafficking in Nevada

3-yr Comparison: 2017 – 2019 & By Quarter vs Quarterly Average

2019 Human Trafficking	Number of Offenses	Number Cleared	% Cleared	Crime Rate
Commercial Sex Acts	183	65	35.52%	0.06
Involuntary Servitude	0	0	0.00%	0.000
Total	183	65	35.52%	

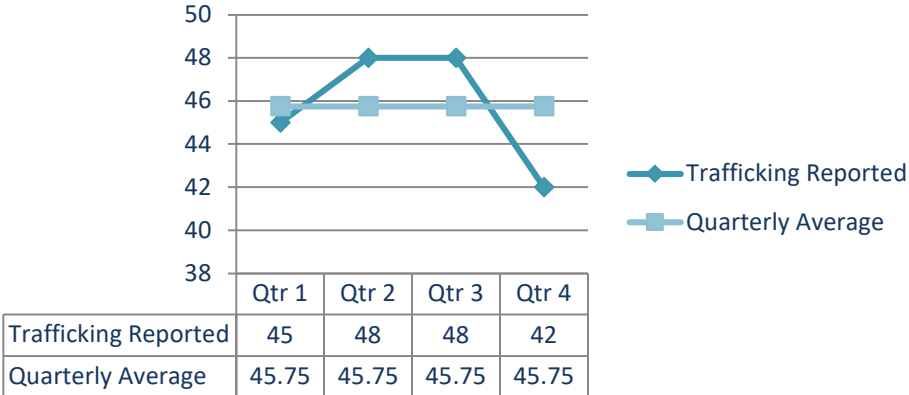
Human Trafficking

3-yr Comparison: 2017 - 2019



2019 Human Trafficking

By Quarter & Quarterly Average





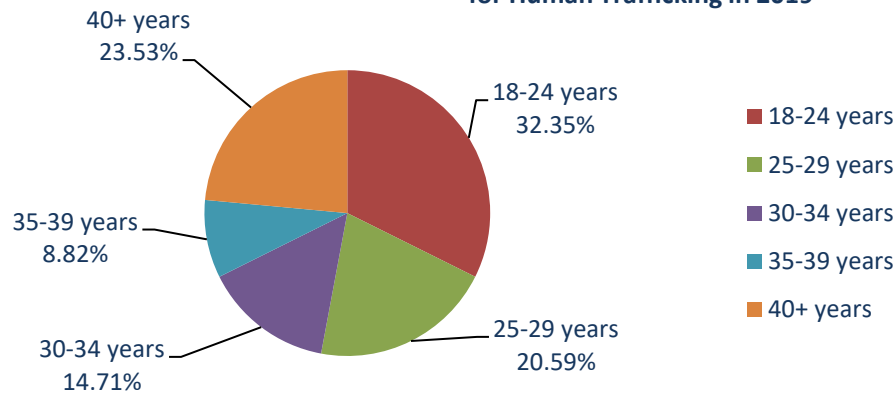
Human Trafficking Offenses: Arrested Profile

3-yr Comparison: 2017 – 2019

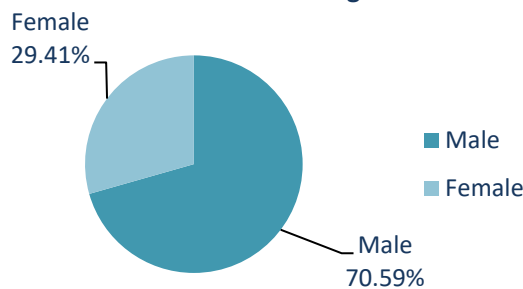
AGE	2017	2018	2019	3-year Average	% of 2019 Total
17 years and Under	0	2	0	1	0.00%
18-24 years	12	7	11	10	32.35%
25-29 years	16	2	7	8	20.59%
30-34 years	3	5	5	4	14.71%
35-39 years	5	7	3	5	8.82%
40+ years	4	9	8	7	23.53%
Total	40	32	34	35	

GENDER	2017	2018	2019	3-year Average	% of 2019 Total
Male	32	22	24	26	70.59%
Female	8	10	10	9	29.41%

Age of Persons Arrested for Human Trafficking in 2019



Gender of Persons Arrested for Human Trafficking in 2019



THIS PAGE WAS LEFT INTENTIONALLY BLANK



Hate Crime Offenses



2019 Hate Crime Statistics

One Hate Crime Every 5 Days, 19 Hours, 2 Minutes, 51 Seconds

	Offenses	% of Index Crimes	% Change from 2018	Crime Rate / 1,000 Pop
Hate Crime	63	n/a	75.00%	0.02%

Most Probable Time of Year for Hate Crimes

	Number	% of Total
Quarter 4, October 1- Dec 31	25	39.68%
Total Hate Crimes Reported	63	

Most Probable Race of Offender

	Number	% of Total
White	44	56.41%
Total Offenders Reported	78	

**It is possible to have more than one offender per hate crime offense*

Most Probable Location for Hate Crime Offense

	Number	% of Total
Residence/ Home	19	30.16%
Total Hate Crimes Reported	63	

Most Prevalent Bias Motivation

	Number	% of Total
Anti-Black or African American	23	36.51%
Total Hate Crimes Reported	63	

Most Common Hate Crime Offense

	Number	% of Total
Destruction/ Damage/ Vandalism of Property	25	32.05%
Total Offenders Reported	78	





About Hate Crime

On April 23, 1990 Congress passed the Hate Crime Statistics Act. This law requires the United States Attorney General to collect data "about crimes that manifest evidence of prejudice based on race, religion, sexual orientation, or ethnicity." The Attorney General delegated the collection of this data to the FBI, who included it in the Uniform Crime Reporting Program.

The FBI Uniform Crime Reporting Program collects hate crime data regarding criminal offenses motivated, in whole or in part, by the offender's bias against a race, religion, disability, sexual orientation, ethnicity, gender, or gender identity. Due to the difficulty of ascertaining the offender's subjective motivation, bias is to be reported only if investigation reveals sufficient objective facts to lead a reasonable and prudent person to conclude that the offender's actions were motivated, in whole or in part, by bias.

Unlike other Uniform Crime Reporting data, which account for actual reported numbers of definite offenses, hate crime reporting requires subjective opinions regarding sensitive issues. Accurate data collection for hate crime requires proper training of enforcement personnel in incident recognition. Criteria for recognizing and reporting hate crimes have been distributed to all Nevada law enforcement agencies.

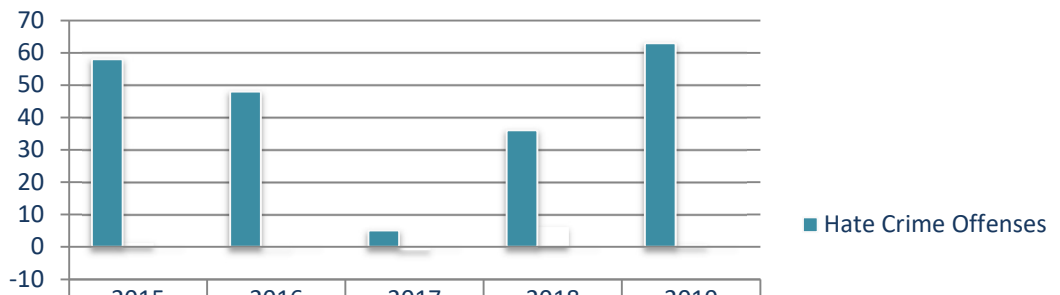


Hate Crimes in Nevada

5- yr Comparison: 2015 – 2019 & By Quarter vs Quarterly Average

Hate Crimes

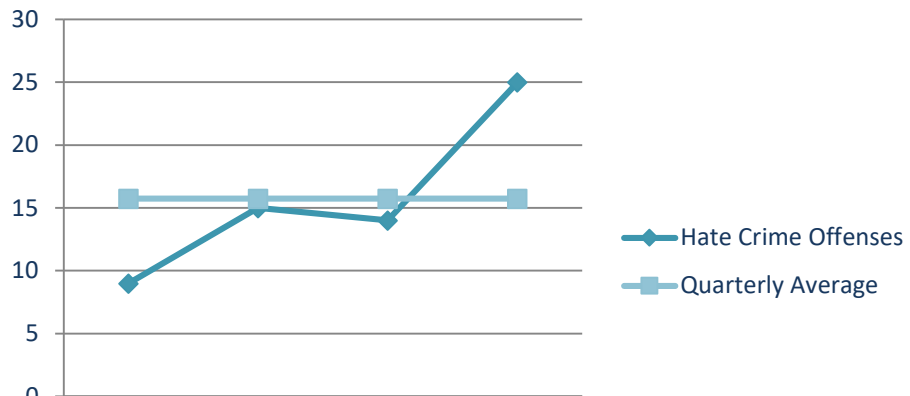
5-yr Comparison: 2015 - 2019



	2015	2016	2017	2018	2019
Hate Crime Offenses	58	48	5	36	63
% Change from Prior Year	132.00%	-17.24%	-89.58%	620.00%	75.00%
Crime Rate	0.02	0.02	0.00	0.01	0.02

2019 Hate Crime Offenses

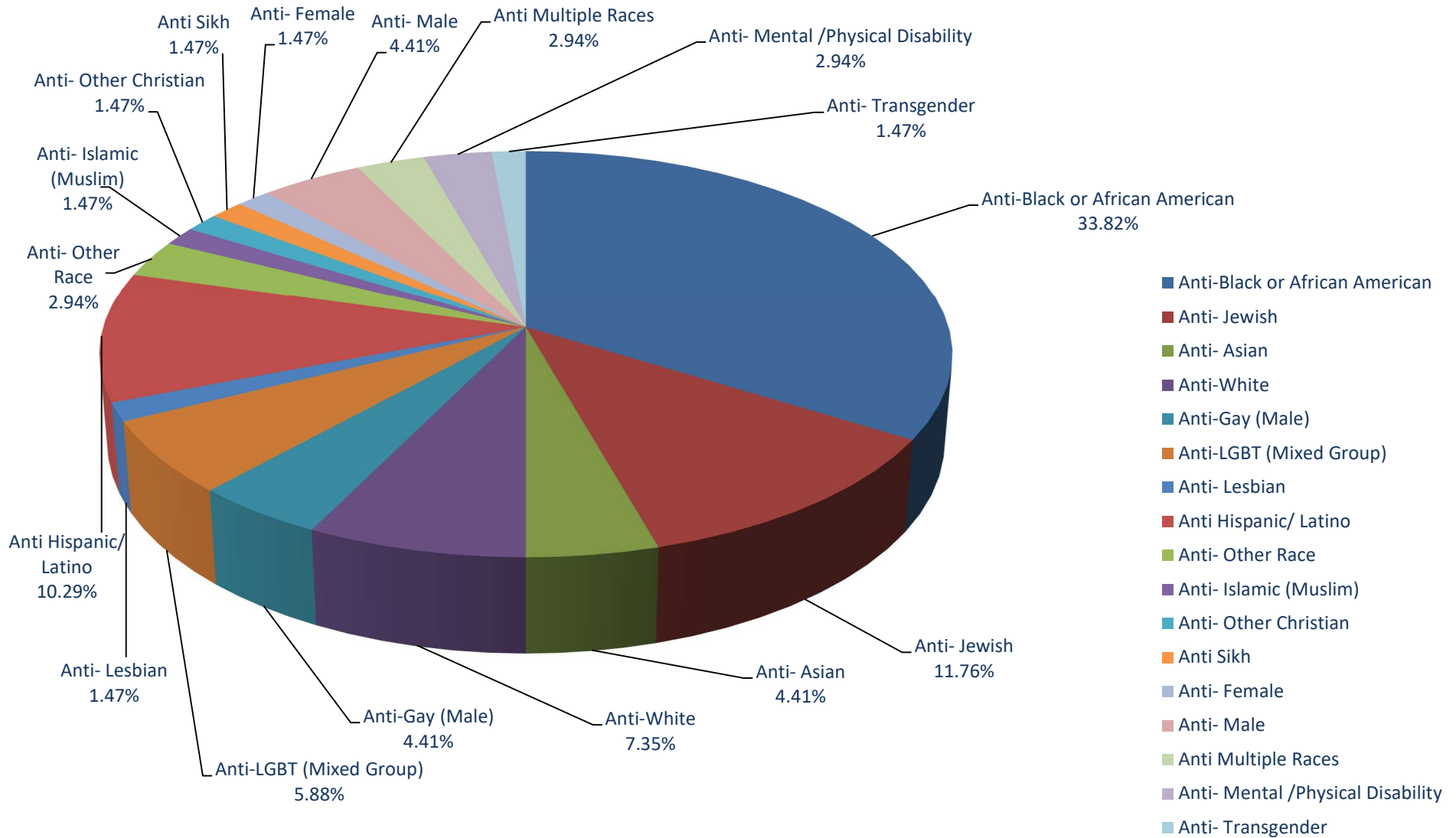
By Quarter & Quarterly Average



	Qtr 1	Qtr 2	Qtr 3	Qtr 4
Hate Crime Offenses	9	15	14	25
Quarterly Average	16	16	16	16



2019 Hate Crime Bias Motivations



**It is possible to have more than one Bias motivation per hate crime offense*



2019 Hate Crime Bias Motivations

Bias Motivation

Race/Ethnicity/Ancestry

Anti-American Indian or Alaskan Native	
Anti-Arab	
Anti-Asian	3
Anti-Black or African American	23
Anti-Hispanic or Latino	7
Anti-Multiple Races/Group	2
Anti-Native Hawaiian or Other Pacific Islander	
Anti-Other Race/Ethnicity/Ancestry	2
Anti-White	5

Religion

Anti-Buddhist	
Anti-Catholic	
Anti-Eastern Orthodox	
Anti-Hindu	
Anti-Islamic (Muslim)	1
Anti-Jehovah's Witness	
Anti-Jewish	8
Anti-Mormon	
Anti-Multiple Religions/Group	
Anti-Other Christian	1
Anti-Other Religion	
Anti-Protestant	
Anti-Sikh	1
Anti-Antheism/Agnosticism	

Sexual Orientation

Anti-Bisexual	
Anti-Gay (Male)	3
Anti-Heterosexual	
Anti-Lesbian	1
Anti-Lesbian, Gay, Bisexual, or Transgesgender	4

Disability

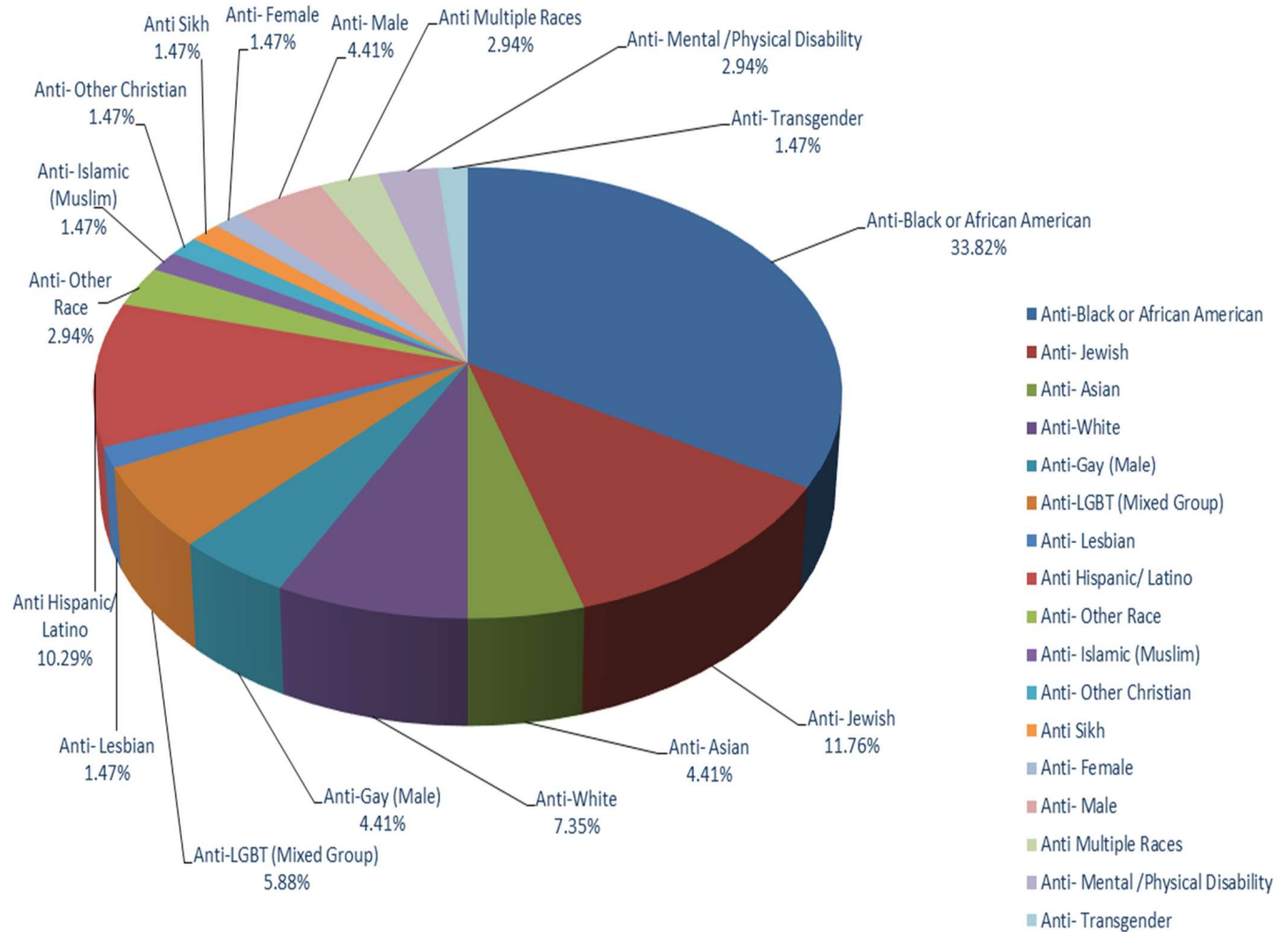
Anti-Mental Disability	1
Anti-Physical Disability	1

Gender

Anti-Female	1
Anti-Male	3

Gender Identity

Anti-Gender Nonconforming	
Anti-Transgender	1



**It is possible to have more than one Bias motivation per hate crime offense*



2019 Hate Crime Incidents

January 1, 2019 – March 31, 2019

Incident Date	Agencies	Offense Number	Offense Type	Number of Victims of Offences	Number of Victims of Incidents	Location Type	Incident Bias Motivation	Victim Type	Number of Offenders	Race of Offender	Ethnicity of Offender
2019-01-06	Las Vegas Metro PD	1	Destruction/ Damage/ Vandalism	1	1	Residence/Home	12 - Anti-Black or African American	Individual	0	Unknown	Unknown
2019-01-23	CC SD PD	1	Simple Assault	1	1	School – Elementary/ Secondary	32 - Anti-Hispanic or Latino	Individual	1	White	Not Hispanic or Latino
2019-02-06	North LV Metro PD	1	Aggravated Assault	1	1	Highway/Road/ Alley/Street/ Sidewalk	14 - Anti-Asian	Individual	1	Asian	Not Hispanic or Latino
2019-02-14	CC SD PD	1	Intimidation	1	1	School – Elementary/ Secondary	21 - Anti-Jewish	Individual	2	White	Not Hispanic or Latino
2019-02-16	Las Vegas Metro PD	1	Destruction/ Damage/ Vandalism	1	1	Hotel/Motel/Etc.	21 - Anti-Jewish	Individual	0	Unknown	Unknown
2019-02-23	North LV Metro PD	1	Larceny-Theft	1	1	Grocery/ Supermarket	32 - Anti-Hispanic or Latino	Individual	6	Group of Multiple Races	Not Hispanic or Latino
2019-03-08	Las Vegas Metro PD	1	Aggravated Assault	1	1	Highway/Road/ Alley/Street/ Sidewalk	12 - Anti-Black or African American	Individual	1	White	Not Hispanic or Latino
2019-03-15	Reno PD	1	Arson	1	2	Parking/Drop Lot/Garage	12 - Anti-Black or African American	Individual	0	Unknown	Unknown
		2	Destruction/ Damage/ Vandalism	1	-	Parking/Drop Lot/Garage	12 - Anti-Black or African American	Individual	-	Unknown	Unknown
2019-03-16	Las Vegas Metro PD	1	Simple Assault	2	2	Shopping Mall	71 - Anti-Transgender	Individual	2	White	Not Hispanic or Latino



2019 Hate Crime Incidents

April 1, 2019 – June 30, 2019

Incident Date	Agencies	Offense Number	Offense Type	Number of Victims of Offences	Number of Victims of Incidents	Location Type	Incident Bias Motivation	Victim Type	Number of Offenders	Race of Offender	Ethnicity of Offender
2019-04-07	Univ Police Services	1	Destruction/Damage/Vandalism	1	1	School – College/University	12 - Anti-Black or African American	Individual	0	Unknown	Unknown
2019-04-21	North LV Metro PD	1	Aggravated Assault	2	2	Highway/Road/Alley/Street/Sidewalk	11 - Anti-White	Individual	1	Black or African American	Not Hispanic or Latino
2019-04-22	Las Vegas Metro PD	1	Simple Assault	1	1	Highway/Road/Alley/Street/Sidewalk	12 - Anti-Black or African American	Individual	1	White	Not Hispanic or Latino
2019-04-25	Univ Police Services	1	Destruction/Damage/Vandalism	1	1	School – College/University	21 - Anti-Jewish	Government	0	Unknown	Unknown
2019-05-06	CC SD PD	1	Burglary	1	1	School – Elementary/Secondary	12 - Anti-Black or African American	Government	0	Unknown	Unknown
2019-05-07	Las Vegas Metro PD	1	Destruction/Damage/Vandalism	1	1	Highway/Road/Alley/Street/Sidewalk	24 - Anti-Islamic (Muslim)	Government	0	Unknown	Unknown
2019-05-08	Las Vegas Metro PD	1	Larceny-Theft	1	1	Residence/Home	11 - Anti-White	Individual	0	Unknown	Unknown
2019-05-12	North LV Metro PD	1	Destruction/Damage/Vandalism	1	1	Air/Bus/Train Terminal	21 - Anti-Jewish	Other	1	White	Not Hispanic or Latino
2019-05-16	Las Vegas Metro PD	1	Destruction/Damage/Vandalism	1	1	Residence/Home	11 - Anti-White	Individual	0	Unknown	Unknown
2019-05-18	Las Vegas Metro PD	1	Arson	1	1	Church/Synagogue/Temple/Mosque	85 - Anti-Sikh	Religious	0	Unknown	Unknown
2019-05-23	Las Vegas Metro PD	1	Destruction/Damage/Vandalism	1	1	Parking/Drop Lot/Garage	33 - Anti-Other Race/Ethnicity/Ancestry	Individual	0	Unknown	Unknown
2019-05-24	Las Vegas Metro PD	1	Destruction/Damage/Vandalism	1	1	Parking/Drop Lot/Garage	12 - Anti-Black or African American	Individual	0	Unknown	Unknown
2019-05-28	Las Vegas Metro PD	1	Simple Assault	1	1	Specialty Store	21 - Anti-Jewish	Individual	1	White	Not Hispanic or Latino
2019-06-08	Henderson PD	1	Destruction/Damage/Vandalism	1	1	Residence/Home	12 - Anti-Black or African American	Individual	0	Unknown	Unknown
2019-06-10	Las Vegas Metro PD	1	Simple Assault	1	1	Hotel/Motel/Etc.	32 - Anti-Hispanic or Latino	Individual	1	White	Not Hispanic or Latino



2019 Hate Crime Incidents

July 1, 2019 – September 30, 2019

Incident Date	Agencies	Offense Number	Offense Type	Number of Victims of Offences	Number of Victims of Incidents	Location Type	Incident Bias Motivation	Victim Type	Number of Offenders	Race of Offender	Ethnicity of Offender
2019-07-01	Las Vegas Metro PD	1	Aggravated Assault	1	1	Residence/Home	12 - Anti-Black or African American	Individual	1	White	Not Hispanic or Latino
2019-07-05	Las Vegas Metro PD	1	Aggravated Assault	2	2	Residence/Home	12 - Anti-Black or African American	Individual	1	White	Not Hispanic or Latino
2019-07-16	Las Vegas Metro PD	1	Simple Assault	1	1	Drug Store/Doctor's Office/Hospital	41 - Anti-Gay	Individual	0	Unknown	Unknown
2019-07-31	Las Vegas Metro PD	1	Simple Assault	1	1	Parking/Drop Lot/Garage	41 - Anti-Gay	Individual	0	Unknown	Unknown
2019-07-31	North LV Metro PD	1	Simple Assault	1	1	Residence/Home	12 - Anti-Black or African American	Individual	1	White	Not Hispanic or Latino
2019-08-07	Reno PD	1	Destruction/Damage/Vandalism	1	1	Residence/Home	12 - Anti-Black or African American	Individual	0	Unknown	Unknown
2019-08-10	Las Vegas Metro PD	1	Aggravated Assault	1	3	Hotel/Motel/Etc.	43 - Anti-Lesbian, Gay, Bisexual, or Transgender (Mixed Group)	Individual	1	Black or African American	Not Hispanic or Latino
		2	Simple Assault	2	-	Hotel/Motel/Etc.	43 - Anti-Lesbian, Gay, Bisexual, or Transgender (Mixed Group)	Individual	-	Black or African American	Not Hispanic or Latino
2019-08-11	North LV Metro PD	1	Simple Assault	1	1	Highway/Road/Alley/Street/Sidewalk	21 - Anti-Jewish	Individual	2	Black or African American	Not Hispanic or Latino
2019-08-13	Las Vegas Metro PD	1	Simple Assault	1	1	Highway/Road/Alley/Street/Sidewalk	51 - Anti-Physical Disability	Individual	0	Unknown	Unknown
2019-08-19	Reno PD	1	Destruction/Damage/Vandalism	1	1	Church/Synagogue/Temple/Mosque	82 - Anti-Other Christian	Religious Organization	0	Unknown	Unknown
2019-08-27	Las Vegas Metro PD	1	Robbery	2	2	Highway/Road/Alley/Street/Sidewalk	11 - Anti-White	Individual	0	Unknown	Unknown
2019-09-05	Las Vegas Metro PD	1	Destruction/Damage/Vandalism	1	1	Community Center	43 - Anti-Lesbian, Gay, Bisexual, or Transgender (Mixed Group)	Other	0	Unknown	Unknown
2019-09-25	UNR	1	Destruction/Damage/Vandalism	1	1	School – College/University	15 - Anti-Multiple Races, Group	Business	1	Unknown	Unknown
2019-09-28	Reno PD	1	Aggravated Assault	2	2	Department/Discount Store	12 - Anti-Black or African American	Individual	1	American Indian or Alaska	Not Hispanic or Latino
2019-09-30	CC SD PD	1	Aggravated Assault	1	1	Highway/Road/Alley/Street/Sidewalk	12 - Anti-Black or African American	Individual	1	White	Not Hispanic or Latino



2019 Hate Crime Incidents

October 1, 2019 – November 15, 2019

Incident Date	Agencies	Offense Number	Offense Type	Number of Victims of Offences	Number of Victims of Incidents	Location Type	Incident Bias Motivation	Victim Type	Number of Offenders	Race of Offender	Ethnicity of Offender
2019-10-17	Washoe County SO	1	Aggravated Assault	1	3	Residence/Home	32 - Anti-Hispanic or Latino	Law Enforcement Officer	3	Group of Multiple Races	Group of Multiple Ethnicities
		2	Drug/Narcotic Violations	1	-	Residence/Home	32 - Anti-Hispanic or Latino	Society/Public	-	Group of Multiple Races	Group of Multiple Ethnicities
		3	Weapon Law Violations	1	-	Residence/Home	32 - Anti-Hispanic or Latino	Society/Public	-	Group of Multiple Races	Group of Multiple Ethnicities
2019-10-28	Sparks PD	1	Burglary	1	3	Bank/Savings and Loan	61 - Anti-Male	Individual	2	White	Group of Multiple Ethnicities
		2	Counterfeiting /Forgery	1	-	Bank/Savings and Loan	61 - Anti-Male	Individual	-	White	Group of Multiple Ethnicities
		3	False Pretenses/ Swindle/	1	-	Bank/Savings and Loan	61 - Anti-Male	Individual	-	White	Group of Multiple Ethnicities
2019-10-28	Las Vegas Metro PD	1	Simple Assault	1	1	Residence/Home	12 - Anti-Black or African American	Individual	1	White	Not Hispanic or Latino
2019-10-29	CC SD PD	1	Simple Assault	1	1	School – Elementary/ Secondary	11 - Anti-White	Individual	1	Black or African American	Not Hispanic or Latino
2019-11-01	UNR	1	Destruction/ Damage/ Vandalism	1	1	Commercial/ Office Building	M - Incident with multiple biases	Business	1	Unknown	Unknown
2019-11-01	UNR	1	Destruction/ Damage/ Vandalism	1	1	School – College/ University	M - Incident with multiple biases	Business	1	Unknown	Unknown
2019-11-02	North LV Metro PD	1	Destruction/ Damage/ Vandalism	1	1	Residence/Home	12 - Anti-Black or African American	Individual	1	Unknown	Unknown
2019-11-03	North LV Metro PD	1	Aggravated Assault	1	1	Department/ Discount Store	12 - Anti-Black or African American	Individual	1	White	Not Hispanic or Latino
2019-11-09	Washoe County SO	1	Simple Assault	1	1	Residence/Home	42 - Anti-Lesbian	Individual	1	White	Hispanic or Latino
2019-11-11	Sparks PD	1	Simple Assault	1	1	Parking/Drop Lot/Garage	41 - Anti-Gay	Individual	1	White	Not Hispanic or Latino
2019-11-15	CC SD PD	1	Destruction/ Damage/ Vandalism	1	1	School – Elementary/ Secondary	12 - Anti-Black or African American	Individual	1	White	Not Hispanic or Latino



2019 Hate Crime Incidents

November 16, 2019 – December 31, 2019

Incident Date	Agencies	Offense Number	Offense Type	Number of Victims of Offenses	Number of Victims of Incidents	Location Type	Incident Bias Motivation	Victim Type	Number of Offenders	Race of Offender	Ethnicity of Offender
2019-11-19	UNR	1	Destruction/ Damage/ Vandalism	1	1	School – College/ University	M - Incident with multiple biases	Business	1	Unknown	Unknown
2019-11-21	UNR	1	Destruction/ Damage/ Vandalism	1	1	School – College/ University	26 - Anti-Multiple Religions, Group	Business	1	White	Unknown
2019-11-21	Washoe County SO	1	Drug/Narcotic Violations	1	1	Parking/Drop Lot/Garage	12 - Anti-Black or African American	Society/Public	2	Black or African American	Not Hispanic or Latino
2019-11-22	Washoe County SO	1	Destruction/ Damage/ Vandalism	2	2	Government/ Public Building	12 - Anti-Black or African American	Government	1	Unknown	Unknown
2019-11-24	Reno PD	1	Burglary	1	1	Commercial/ Office Building	62 - Anti-Female	Business	2	White	Not Hispanic or Latino
2019-11-27	Washoe County SO	1	Simple Assault	1	1	Jail/Prison/ Penitentiary/ Corrections	M - Incident with multiple biases	Individual	5	White	Group of Multiple Ethnicities
2019-12-03	Reno PD	1	Destruction/ Damage/ Vandalism	1	1	Residence/Home	12 - Anti-Black or African American	Individual	1	Unknown	Unknown
2019-12-03	Las Vegas Metro PD	1	Destruction/ Damage/ Vandalism	1	1	Residence/Home	21 - Anti-Jewish	Individual	1	White	Hispanic or Latino
2019-12-03	Henderson PD	1	Intimidation	1	1	Residence/Home	21 - Anti-Jewish	Individual	1	White	Not Hispanic or Latino
2019-12-04	Reno PD	1	Simple Assault	1	1	Grocery/ Supermarket	43 - Anti-Lesbian, Gay, Bisexual, or Transgender	Individual	1	White	Hispanic or Latino
2019-12-05	Reno PD	1	Destruction/ Damage/ Vandalism	1	1	Residence/Home	33 - Anti-Other Race/Ethnicity/Ancestry	Individual	1	Unknown	Unknown
2019-12-10	CC SD PD	1	Intimidation	1	1	School – Elementary/ Secondary	32 - Anti-Hispanic or Latino	Individual	0	Unknown	Unknown
2019-12-13	Henderson PD	1	Intimidation	2	2	Residence/Home	14 - Anti-Asian	Individual	1	White	Unknown
2019-12-13	Washoe County SO	1	Simple Assault	1	1	Highway/Road/ Alley/Street/ Sidewalk	14 - Anti-Asian	Law Enforcement Officer	1	White	Not Hispanic or Latino
2019-12-15	Reno PD	1	Drug/Narcotic Violations	1	2	Air/Bus/Train Terminal	15 - Anti-Multiple Races, Group	Society/Public	1	White	Not Hispanic or Latino
		2	Drug Equipment Violations	1	-	Construction Site	15 - Anti-Multiple Races, Group	Society/Public	-	White	Not Hispanic or Latino
2019-12-15	Reno PD	1	Drug/Narcotic Violations	1	2	Field/Woods	M - Incident with multiple biases	Society/Public	2	White	Unknown
		2	Drug Equipment Violations	1	-	Drug Store/Doctor's Office/Hospital	M - Incident with multiple biases	Society/Public	-	White	Unknown
2019-12-17	Las Vegas Metro PD	1	Simple Assault	1	1	Service/Gas Station	12 - Anti-Black or African American	Individual	0	Unknown	Unknown
2019-12-28	Reno PD	1	Rape	1	1	Residence/Home	52 - Anti-Mental Disability	Individual	1	Unknown	Unknown